

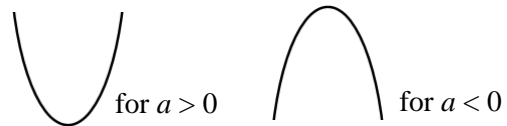
Sketching quadratic graphs

A LEVEL LINKS

Scheme of work: 1b. Quadratic functions – factorising, solving, graphs and the discriminants

Key points

- The graph of the quadratic function $y = ax^2 + bx + c$, where $a \neq 0$, is a curve called a parabola.
- Parabolas have a line of symmetry and a shape as shown.
- To sketch the graph of a function, find the points where the graph intersects the axes.
- To find where the curve intersects the y -axis substitute $x = 0$ into the function.
- To find where the curve intersects the x -axis substitute $y = 0$ into the function.
- At the turning points of a graph the gradient of the curve is 0 and any tangents to the curve at these points are horizontal.
- To find the coordinates of the maximum or minimum point (turning points) of a quadratic curve (parabola) you can use the completed square form of the function.



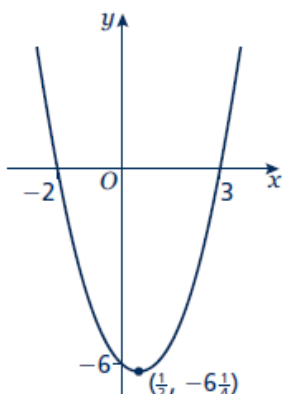
Examples

Example 1 Sketch the graph of $y = x^2$.

	<p>The graph of $y = x^2$ is a parabola.</p> <p>When $x = 0$, $y = 0$.</p> <p>$a = 1$ which is greater than zero, so the graph has the shape:</p>
--	---

Example 2 Sketch the graph of $y = x^2 - x - 6$.

<p>When $x = 0$, $y = 0^2 - 0 - 6 = -6$ So the graph intersects the y-axis at $(0, -6)$ When $y = 0$, $x^2 - x - 6 = 0$ $(x + 2)(x - 3) = 0$ $x = -2$ or $x = 3$ So, the graph intersects the x-axis at $(-2, 0)$ and $(3, 0)$</p>	<ol style="list-style-type: none"> Find where the graph intersects the y-axis by substituting $x = 0$. Find where the graph intersects the x-axis by substituting $y = 0$. Solve the equation by factorising. Solve $(x + 2) = 0$ and $(x - 3) = 0$. $a = 1$ which is greater than zero, so the graph has the shape: <p>(continued on next page)</p>
--	--

$x^2 - x - 6 = \left(x - \frac{1}{2}\right)^2 - \frac{1}{4} - 6$ $= \left(x - \frac{1}{2}\right)^2 - \frac{25}{4}$ <p>When $\left(x - \frac{1}{2}\right)^2 = 0$, $x = \frac{1}{2}$ and</p> $y = -\frac{25}{4}$ <p>so the turning point is at the point $\left(\frac{1}{2}, -\frac{25}{4}\right)$</p> 	<p>6 To find the turning point, complete the square.</p> <p>7 The turning point is the minimum value for this expression and occurs when the term in the bracket is equal to zero.</p>
--	--

Practice

- 1 Sketch the graph of $y = -x^2$.
- 2 Sketch each graph, labelling where the curve crosses the axes.

a $y = (x + 2)(x - 1)$	b $y = x(x - 3)$	c $y = (x + 1)(x + 5)$
-------------------------------	-------------------------	-------------------------------
- 3 Sketch each graph, labelling where the curve crosses the axes.

a $y = x^2 - x - 6$	b $y = x^2 - 5x + 4$	c $y = x^2 - 4$
d $y = x^2 + 4x$	e $y = 9 - x^2$	f $y = x^2 + 2x - 3$
- 4 Sketch the graph of $y = 2x^2 + 5x - 3$, labelling where the curve crosses the axes.

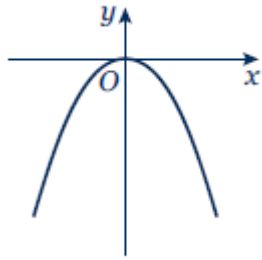
Extend

- 5 Sketch each graph. Label where the curve crosses the axes and write down the coordinates of the turning point.

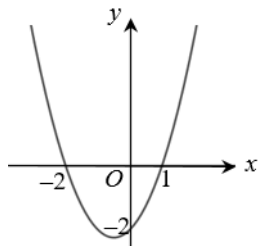
a $y = x^2 - 5x + 6$	b $y = -x^2 + 7x - 12$	c $y = -x^2 + 4x$
-----------------------------	-------------------------------	--------------------------
- 6 Sketch the graph of $y = x^2 + 2x + 1$. Label where the curve crosses the axes and write down the equation of the line of symmetry.

Answers

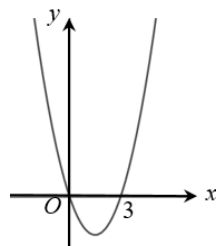
1



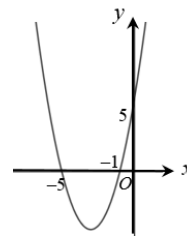
2 a



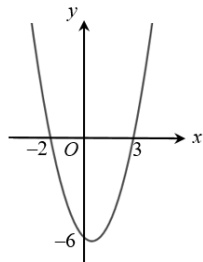
b



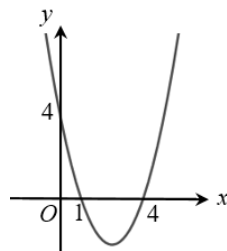
c



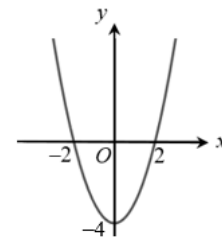
3 a



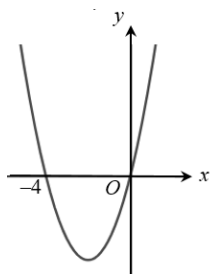
b



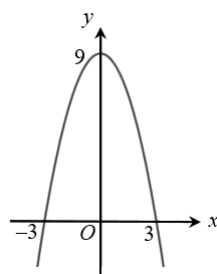
c



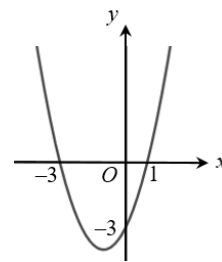
d



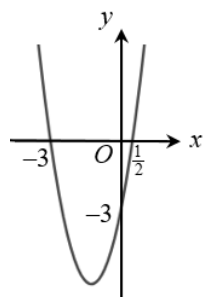
e



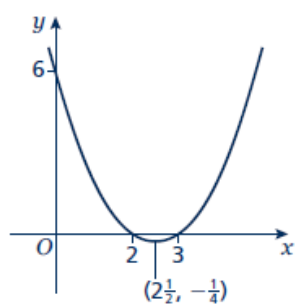
f



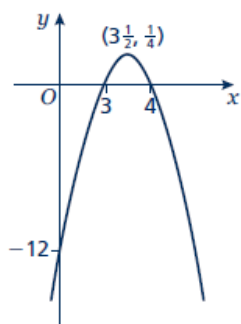
4



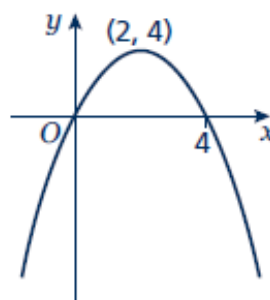
5 a



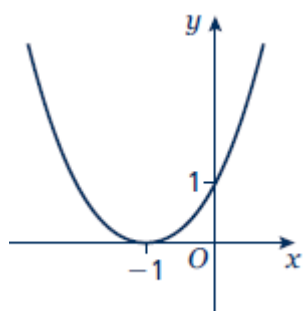
b



c



6



Line of symmetry at $x = -1$.